

Rev3_Prediction of Heart Disease Using K-Nearest Neighbor and Particle Swarm Optimization (PSO) Method

by Elin Panca Saputra

Submission date: 06-Nov-2024 12:11PM (UTC+0700)

Submission ID: 2510101814

File name: IJAIDM_Template_rev2_1.docx (372.47K)

Word count: 3158

Character count: 17635

Prediction of Heart Disease Using K-Nearest Neighbor and Particle Swarm Optimization (PSO) Method

¹Elin Panca Saputra, ²Andi Saryoko, ³Aryo Tunjung Kusumo
¹Departement of Tecnology Information Universitas Bina Sarana Informatika
²Departement of Informatic, Universitas Nusa Mandiri
³Departement of Information System Universitas Bina Sarana Informatika
 Email: ¹elin.epa@bsi.ac.id, ²Andi.asy@nusamandiri.ac.id, ³aryo.atk@bsi.ac.id

Article Info

Article history:

Received May 12th, 2019

Revised Jun 20th, 2020

Accepted Jul 26th, 2020

Keyword:

Prediction

K-Nearest Neighbor

Particle Swarm Optimization

ABSTRACT

One of the leading causes of death nowadays is heart disease, so more has to be done to avoid it, such as by making prediction models work better. Among the machine learning algorithms is K-NN is among the best methods for predicting heart disease based on a number of risk factors, including smoking, high blood pressure, diabetes, age, and so on. To get accurate values and attribute selection features, we tested them with K-NN, and to improve the results of our research predictions, we combined them using the PSO algorithm. The results are very interesting after we do the calculations, the algorithm that uses PSO-based K-NN gets a higher weight compared to using only the K-NN algorithm. The predicted value of the weight resulting from the PSO-based K-NN is 97.67%, while the results only use K-NN is 64.92%. The advantages of PSO can also select attributes that can affect it, namely age, diabetes, and ejection fraction. So gathering information through data mining. The PSO-Based KNN method, which is the primary machine learning technique used in this computation, yields the greatest results in terms of accuracy for heart disease when applied to the data assets. Using the KNN - PSO algorithm can provide promising results for predicting symptoms that cause heart disease with very good accuracy.

Copyright © 2022 Puzzle Research Data Technology

Corresponding Author: (10 pt)

Third Author,

Departement of Electrical and Computer Engineering,

National Chung Cheng University,

168 University Road, Minhsiung Township, Chiayi County 62102, Taiwan, ROC.

Email: thirdauthor@uin-suska.ac.id

DOI: <http://dx.doi.org/10.24014/ijaidm.v2i2.xxxx> (10 pt)

1. INTRODUCTION

As per data from the World Health Organization (WHO), diseases play a significant role in the rate of fatalities. Heart disease stands as the second leading cause of mortality among all illnesses.[1]. Machine Learning is used as a support system that is so effective in making diagnoses in the field of health sciences that contain large amounts of data [2]. Another Artificial Intelligence approach that most clearly demonstrates its supremacy in the field of study is machine learning (ML). [3]. Globally, heart disease is the leading cause of death. The most prevalent kind of heart disease is coronary heart disease. It happens when plaque builds up in the heart's blood vessels, causing blood flow to become constricted.[4]. A high accuracy identification of cardiac illness is a critical aspect in preventing additional harm to the patient [5].

Predicting cardiac disease is one area where machine learning may be used effectively. [6]. Since machine learning can uncover patterns in data and help specialists reduce misdiagnosis in categorizing cardiovascular disease, it plays a crucial role in the medical sector[7]. Because of the greater detection of cardiac disease as well as persons at high risk, employing predictive models is usually suggested for reduced mortality and enhanced decision making for future treatment and prevention. [8]. To avoid this, we as

researchers attempt to categorize the data first. The classifier's accuracy improves noticeably after employing the selecting function. [9]. Feature selection can be used most relevantly in selecting variables in heart disease [10].

Our research's primary objective is to precisely identify the cardiac diseases that might develop in a person. In addition, in the contents of our research, it aims to investigate the effectiveness of various algorithms contained in machine learning to predict heart disease. To achieve this goal, we use a number of techniques that we test. The various algorithms in machine learning that we will be testing include the utilization of KNN and KNN-PSO. The K-nearest neighbor (KNN) approach is a widely used method for classification, known for its lazy nature. The most popular, effective, and successful pattern recognition method is KNN. [11]. The reason we opt for one of the Machine Learning (ML) algorithms on K-NN is because it represents an artificial intelligence (AI) that finds growing applications in cardiovascular medicine. [12]. Machine learning can also improve algorithms that provide promising results for predicting heart disease symptoms [13]. From previous research using K-NN is superior to algorithms found in other machine learning, K-nearest neighbor is much better at predicting heart disease [14].

It is thus vital to boost accuracy and choose relevant features in order to anticipate the degree of accuracy, since the results of numerous algorithms that we evaluated after calculating the results obtained did not meet expectations and presented challenges in picking attribute selection features. because some of the methods we tried had stochastic features and required a lengthy time to convert [15]. So, we endeavor to compare each of the algorithms we have tested with the particle swarm optimization (PSO) algorithm. The utilization of Particle Swarm Optimization (PSO) stems from its effectiveness as a meta-heuristic algorithm that efficiently identifies optimal solutions within a compressed timeframe. [2]. Furthermore, Particle Swarm Optimization (PSO) has the benefit of being a very efficient optimization approach that can improve algorithm training. [16]

However, choosing the best weights to update the particles' position and speed is another issue with the PSO method. To solve these problems, this study provides a unique method to calculate the optimal weight value based on the tuning function and the population diversity function. Therefore we propose a new fitness function for PSO with the help of several algorithms, namely, KNN and KNN-PSO, so that it will produce the algorithm with the best performance when it has been compared with the PSO algorithm. in general the technique of using PSO has techniques that are so good in its use that many other researchers use the PSO algorithm in various fields [17]. The PSO optimization approach is widely used because to its efficacy in solving optimization problems, ease of implementation, and relative simplicity. [18]. and has been widely used in various fields such as health, education, social. economy and others. as in previous research, apart from the health sector, the PSO algorithm also obtained superior results which resulted in an increase in better accuracy values. [19]

2. RESEARCH METHOD

formulæ thoughts on this research consists of several stages as shown in the image below the problem on this research is the existence of several attributes so it will reduce the accuracy and increasing the complexity of the algorithm KNN support. For that Particle Swarm Optimization to solve that problem.

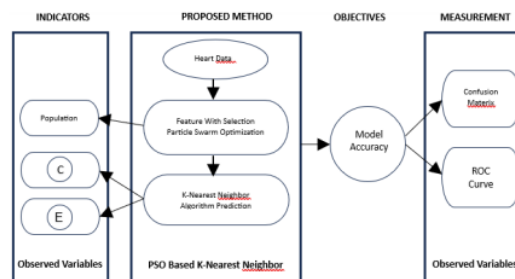


Fig 1. Research formulate thoughts

a. Collectin Data

The data that we classified, before we got it on the Kaggle site, Kaggle itself is a site that shares ideas that there are community groups on algorithms found in online machine learning which includes some data

science. While the data that we will process as a sample of 300 data. The following is an example. For more details, it can be shown in table 1. Below.

TABLE 1
HEART VARIABLE DATA

| No | Variable | Information |
|----|--------------------------|--|
| 1 | Patient_age | determining the age of one indication |
| 2 | Patient_naemia | Decrease of red blood cells or hemoglobin (boolean) |
| 3 | creatinine_phosphokinase | enzyme in the blood <mcg/L> |
| 4 | Diabetes_disease | If the patient has diabetes (boolean) |
| 5 | ejection_fraction | Percentage of blood leaving the heart at each contraction (percentage) |
| 6 | high_blood_pressure | If the patient has hypertension (boolean) |
| 7 | platelets | Platelets in the blood (kiloplatelets/mL) |
| 8 | serum_creatinine | Level of serum creatinine in the blood (mg/dL) |
| 9 | serum_sodium | Level of serum sodium in the blood (mEq/L) |
| 10 | sex | Woman or man (binary) |
| 11 | Is_smoking | how many people smoke cigarettes each day |
| 12 | time | Show time |

b. K-Nearest Neighbors Algorithm

This approach to data classification is quite good. The most widely used, straightforward, highly successful, and efficient pattern recognition technique is called Nearest Neighbors (KNN). KNN is a simple classifier in which samples are categorized according to the Nearest Neighbors class. There are many medical databases. Classification may yield erroneous results if the data collection includes repetitive and unnecessary properties. [20]. KNN is the most well-liked, successful, and effective pattern_recognition technique. Medical data sets may encompass a considerable number of traits. If the data sets contain noisy features, the classifier's performance will deteriorate. [16].

c. Particle Swarm Optimization

Kennedy and Eberhart brought forth the PSO algorithm in the year 1995. Particle swarm optimization (PSO) is analogous to a group of birds flying around the skies with elegance and purposelessly searching for food. There was only one food item discovered in the searched area. The location of the meal is unknown to the birds. But they are aware of how far the food and their standing among peers go. the best course of action.

A group of particles that can update their relative position from iteration to another, PSO can improve the algorithm as it should do the search process [17]. To get optimal results, each moving particle looks for the previous personal best_position (p_{best}) and the best global_position (g_{best}) which is included in the swarm [21].

As a unique collective and distributed intelligent approach for tackling problems, particularly in optimization, without centralized control or a global model, One particularly noteworthy idea in the fields of computers and artificial intelligence is particle swarm optimization, or PSO. Research in behavioral sciences,

Title of manuscript is short and clear, implies research results... (First Author)

social ethology, cognitive psychology, and neuroscience served as inspiration for PSO. [22]. A velocity is computed based on the vector of each particle's personal best performance and the vector of the particle with the greatest performance overall, and these vectors are added up with the updated best performing vectors of each particle, respectively [23]. It is possible to make precise predictions about the occurrence of heart disease in an individual's patient by combining it with the Particle Swarm Optimization (PSO) feature selection technique. Experimental results have demonstrated that the highest accuracy was produced by PSO.[24].

$$V_{i,m} = W \cdot V_{i,m} + c_1 * R * (pbest_{i,m} - V_{i,m}) + C_2 * R * (gbest_m - X_{i,m}) \quad (1)$$

$$X_{id} = X_{i,m} + V_{i,m} \quad (2)$$

Where:

| | |
|------------|--|
| n | : the number of particles in the group |
| d | : dimensions |
| $v_{i,m}$ | : article velocity i -th on iteration i -th |
| w | : inertia weight factor |
| c_1, c_2 | : acceleration constant(learning rate) |
| R | : random numbers (0-1) |
| $x_{i,d}$ | : the particles' current location on iteration i -th |
| $pbest_i$ | : the best previous position of the particles i -th |
| $gbest$ | : the best particle in a population or group out of all the others |

3. RESULTS AND ANALYSIS

After the results of our calculations have been carried out, we will detail one by one the algorithms that have the highest level of accuracy with the highest performance for classification to determine the level of prediction of heart disease at this point. For the calculations performed, we use as many as 300 data with 12 attributes for attribute selection feature selection. The following is the result of the algorithm that we have implemented.

d. Algorithm Testing Experiments Using KNN

The observation results from calculations with the KNN algorithm with K-Fold Cross Validation show accuracy with a values of 64.92%, then an AUC value of 0.5%. The next steps we take to calculate the results of matrix calculations using the KNN method are as follows which can be shown in table 2: the values of Accuracy, Sensitivity, Specificity, PPF, and NPV using the following computations.

3 Table 2. KNN Data Processing Results (2023)

| Classification | Predicted Class | |
|----------------|-----------------|----------|
| | Class= 1 | Class= 2 |
| Class= 1 | 169 | 51 |
| Class= 2 | 56 | 23 |

$$\text{Accuracy} = \frac{TP+TN}{TP+TN+FP+FN} = \frac{169+23}{169+23+56+51} = 0,6492$$

$$\text{Sensitivity} = \frac{TP}{TP+FN} = \frac{169}{169+51} = 0,7681$$

$$\text{Specificity} = \frac{TN}{TN+FP} = \frac{23}{23+56} = 0,2911$$

$$\text{PPF} = \frac{TP}{TP+FP} = \frac{169}{169+56} = 0,7511$$

$$\text{NPV} = \frac{TN}{TN+FN} = \frac{23}{23+51} = 0,310$$

e. Optimizer K-NN and KNN-PSO Algorithm Testing Experiment

The accuracy with the KNN method is 64.21%, and the AUC value is 0.5%, according to the observation findings from computations using the KNN and KNN-PSO algorithms with K-Fold Cross Validation. When we compared the results using the PSO-based KNN, the significant value was 97.67%, but the AUC value did

not grow steadily by 0.5%. The following process is used to determine the results of the confusion matrix using the KNN-PSO approach and is given in table 3. the values of Accuracy, Sensitivity, Specificity, PPF, and NPV using the following computations.

Table 3. KNN-PSO Data Processing Results (2023)

| Classification | Predicted Class | |
|----------------|-----------------|----------|
| | Class= 1 | Class= 2 |
| Class= 1 | 220 | 2 |
| Class= 2 | 5 | 72 |

$$\text{Accuracy} = \frac{TP+TN}{TP+TN+FP+FN} = \frac{220+72}{220+72+5+2} = 0,9778$$

$$\text{Sensitivity} = \frac{TP}{TP+FN} = \frac{220}{220+2} = 0,9909$$

$$\text{Specificity} = \frac{TN}{TN+FP} = \frac{72}{72+5} = 0,9350$$

$$\text{PPF} = \frac{TP}{TP+FP} = \frac{220}{220+5} = 0,9777$$

$$\text{NPV} = \frac{TN}{TN+FN} = \frac{72}{72+2} = 0,9729$$

- f. Evaluation findings from comparison calculations using various methodologies between the PSO-Based K-Nearest Neighbor method and the K-Nearest Neighbor method using K-Nearest Neighbor.

The results of carrying out a comparison of the various methods that we have tested can be concluded by comparing the accuracy level values of the various methods tested, for more details. can be shown in table 6 as follows:

Table 6. Comparison of Accuracy Value and AUC Value

| Algoritma | Accuracy | Precision | AUC |
|----------------------------|----------|-----------|-------|
| K-Nearest Neighbor | 64.92% | 29.45% | 0.50% |
| K-Nearest Neighbor And PSO | 97.78% | 93.85% | 0.50% |

4. CONCLUSION

After computing the machine learning algorithm, it is evident that the predicted value had an accuracy rate of 64. 92%, precision of 29. 45%, and an AUC of 0. With a precision value of 93. 85% and an accuracy rate of 97. 67%, the PSO-based K-Nearest Neighbor method achieves an accuracy rate of 0. 50% for the AUC value. From experiments with different machine learning algorithms, it is evident that the PSO-based K-Nearest Neighbor algorithm holds greater predictive value for enhancing yields by 32. 86%, as opposed to using the K-Nearest Neighbor strategy alone. Age, diabetes, and ejection fraction are the qualities that have an impact on making predictions, according to the outcomes of choosing feature traits, out of the 12 attributes that have been determined. In fact, our study doesn't finish here; we'll continue to play around with all the machine learning algorithms and figure out how to evaluate how well they work if the computations approach thousands and include more criteria for predicting heart disease. In addition, additional study is still needed to improve the PSO algorithm's outcomes.




REFERENCES

- [1] R. Wahyusari, E. H. Herrapstanti, and H. Gunawan, "Machine Learning Techniques for Heart Disease Classification Using K-Nearest Neighbor Optimization with Particle Swarm Optimization," *E3S Web Conf.*, vol. 500, 2024.
- [2] J. Vijayashree and H. P. Sultana, "A Machine Learning Framework for Feature Selection in Heart Disease Classification Using Improved Particle Swarm Optimization with Support Vector Machine

Title of manuscript is short and clear, implies research results... (First Author)

- Classifier,” *Program. Comput. Softw.*, vol. 44, no. 6, pp. 388–397, 2018.
- [3] B. S. and R. K. Apurv Garg, “Heart disease prediction using machine learning techniques,” *IOP Conf. Ser. Mater. Sci. Eng.*, vol. 1022, no. 1, 2021.
- [4] I. D. Mienye and Y. Sun, “Improved heart disease prediction using particle swarm optimization based stacked sparse autoencoder,” *Electron.*, vol. 10, no. 19, 2021.
- [5] M. S. Pathan, A. Nag, M. M. Pathan, and S. Dev, “Analyzing the impact of feature selection on the accuracy of heart disease prediction,” *Healthc. Anal.*, vol. 2, no. February, p. 100060, 2022.
- [6] Y. Khourdifi and M. Bahaj, “Heart disease prediction and classification using machine learning algorithms optimized by particle swarm optimization and ant colony optimization,” *Int. J. Intell. Eng. Syst.*, vol. 12, no. 1, pp. 242–252, 2019.
- [7] T. G. and P. L. M. Chintan M. Bhatt , Parth Patel, “Effective Heart Disease Prediction Using Machine Learning Techniques,” *MPDI*, 2023.
- [8] U. Nagavelli, D. Samanta, and P. Chakraborty, “Machine Learning Technology-Based Heart Disease Detection Models,” *J. Healthc. Eng.*, vol. 2022, 2022.
- [9] D. Panda, R. Ray, A. A. Abdullah, and S. R. Dash, “Predictive Systems: Role of Feature Selection in Prediction of Heart Disease,” *J. Phys. Conf. Ser.*, vol. 1372, no. 1, 2019.
- [10] F. F. Firdaus, H. A. Nugroho, and I. Soesanti, “A Review of Feature Selection and Classification Approaches for Heart Disease Prediction,” *IJITEE (International J. Inf. Technol. Electr. Eng.)*, vol. 4, no. 3, p. 75, 2021.
- [11] M. A. Jabbar, “Prediction of heart disease using k-nearest neighbor and particle swarm optimization,” *Biomed. Res.*, vol. 28, no. 9, pp. 4154–4158, 2017.
- [12] C. Krittanawong *et al.*, “Machine learning prediction in cardiovascular diseases : a meta - analysis,” *Sci. Rep.*, pp. 1–11, 2020.
- [13] R. T. Neha Nandal, Lipika Goel, “Machine learning-based heart attack prediction : A symptomatic heart attack prediction method and exploratory analysis [version 1 ; peer review : awaiting peer review] Neha Nandal,” *F1000Research*, pp. 1–17, 2023.
- [14] I. M. A. Dara DVVNS Saikumar, Uma Priyadarsini P. S, “Prediction of Heart Disease Using K-Nearest Neighbour Algorithm in Comparison with Support Vector Machine Algorithm,” *IEEE*, no. International Conference on Informatics and Computational Sciences (ICICoS), 2022.
- [15] M. Amanullah, “A PSO-SVM FEATURE SELECTION METHOD FOR IMPROVING THE PREDICTION,” *Int. J. Comput. Eng. Technol.*, no. September, 2022.
- [16] A. Al Bataineh and S. Manacek, “MLP-PSO Hybrid Algorithm for Heart Disease Prediction,” *J. Pers. Med.*, vol. 12, no. 8, 2022.
- [17] A. G. Gad, *Particle Swarm Optimization Algorithm and Its Applications: A Systematic Review*, vol. 29, no. 5. Springer Netherlands, 2022.
- [18] M. P. Behera, A. Sarangi, D. Mishra, and S. K. Sarangi, “A Hybrid Machine Learning algorithm for Heart and Liver Disease Prediction Using Modified Particle Swarm Optimization with Support Vector Machine,” *Procedia Comput. Sci.*, vol. 218, no. 2022, pp. 818–827, 2023.
- [19] E. P. Saputra, Supriatiningsih, Indriyanti, and Sugiono, “Prediction of Evaluation Result of E-learning Success Based on Student Activity Logs with Selection of Neural Network Attributes Base on PSO,” *J. Phys. Conf. Ser.*, vol. 1641, no. 1, 2020.
- [20] M. A. jabbar, B. L. Deekshatulu, and P. Chandra, “Classification of Heart Disease Using K- Nearest Neighbor and Genetic Algorithm,” *Procedia Technol.*, vol. 10, pp. 85–94, 2013.
- [21] Y. Zhang, S. Balochian, P. Agarwal, V. Bhatnagar, and O. J. Housheya, “Artificial Intelligence and Its Applications 2014,” *Math. Probl. Eng.*, vol. 2016, 2016.
- [22] Okwara Jerry Chizoba and Buba Abba Kyari, “The particle swarm optimization (PSO) algorithm application – A review,” *Glob. J. Eng. Technol. Adv.*, vol. 05, no. 02, pp. 047–056, 2020.
- [23] T. Eswaran and V. S. Kumar, “Particle swarm optimization (PSO)-based tuning technique for PI controller for management of a distributed static synchronous compensator (DSTATCOM) for improved dynamic response and power quality,” *J. Appl. Res. Technol.*, vol. 15, no. 2, pp. 173–189, 2017.
- [24] I. Yekkala, S. Dixit, and M. A. Jabbar, “Prediction of heart disease using ensemble learning and Particle Swarm Optimization,” *Proc. 2017 Int. Conf. Smart Technol. Smart Nation, SmartTechCon 2017*, pp. 691–698, 2018.

BIBLIOGRAPHY OF AUTHORS

| | |
|---|---|
|  | <p>Elin Panca Saputra as a lecturer I have had an ID Scholar, SINTA and SCOPUS. In addition, I also have various important certificates such as Serdik, Serkom, Askom, and trainings especially regarding online learning. My research interests are in Data Mining, Machine Learning, and Online Learning.</p> |
|  | <p>Andi Saryoko as a lecturer at Numandiri University has an ID Scholar, SINTA and SCOPUS. In addition, I also have various important certificates such as Serdik, Serkom, Askom, and Andi Saryoko is also the head of LPPM Nusa Mandiri University.</p> |
|  | <p>Aryo Tunjung Kusumo as a lecturer at Bina Sarana Informatika University who is a certified lecturer, who is an expert in the field of information systems and software development, has many certificates in his scientific field.</p> |

Rev3_Prediction of Heart Disease Using K-Nearest Neighbor and Particle Swarm Optimization (PSO) Method

ORIGINALITY REPORT

20%

SIMILARITY INDEX

16%

INTERNET SOURCES

12%

PUBLICATIONS

13%

STUDENT PAPERS

PRIMARY SOURCES

| | | |
|---|--|----|
| 1 | Submitted to Universitas Jember Student Paper | 4% |
| 2 | dergipark.org.tr Internet Source | 2% |
| 3 | Submitted to Universitas Bina Sarana Informatika Student Paper | 2% |
| 4 | Eko Justino Wahyu, Chairani Fauzi. "Comparison of Heart Disease Symptom Algorithm Using Particle Swarm Optimization", 2023 International Conference on Computer Science, Information Technology and Engineering (ICCoSITE), 2023 Publication | 2% |
| 5 | media.neliti.com Internet Source | 1% |
| 6 | ejournal.uin-suska.ac.id Internet Source | 1% |
| 7 | www.mdpi.com | |

Internet Source

1 %

8

www.researchgate.net

Internet Source

1 %

9

www.coursehero.com

Internet Source

1 %

10

jurnal.itscience.org

Internet Source

1 %

11

Elin Panca Saputra, Supriatiningsih, Indriyanti, Sugiono. "Prediction of Evaluation Result of E-learning Success Based on Student Activity Logs With Selection of Neural Network Attributes Base on PSO", Journal of Physics: Conference Series, 2020

Publication

1 %

12

Falola Yusuf, Teslim Olayiwola, Clement Afagwu. "Application of Artificial Intelligence-based predictive methods in Ionic liquid studies: A review", Fluid Phase Equilibria, 2021

Publication

<1 %

13

www.omicsonline.org

Internet Source

<1 %

14

www.frontiersin.org

Internet Source

<1 %

15 MadhuSudana Rao Nalluri, Kannan K., Manisha M., Diptendu Sinha Roy. "Hybrid Disease Diagnosis Using Multiobjective Optimization with Evolutionary Parameter Optimization", Journal of Healthcare Engineering, 2017
Publication <1 %

16 www.researchsquare.com
Internet Source <1 %

17 Submitted to University of Bedfordshire
Student Paper <1 %

18 technodocbox.com
Internet Source <1 %

19 Retno Wahyusari, Eva Hertnacahyani Herraprastanti, Helmi Gunawan. "Machine Learning Techniques for Heart Disease Classification Using K-Nearest Neighbor Optimization with Particle Swarm Optimization", E3S Web of Conferences, 2024
Publication <1 %

20 Thompson Stephan. "Artificial Intelligence in Medicine", CRC Press, 2024
Publication <1 %

21 Pawan Singh Mehra, Dharendra Kumar Shukla. "Artificial Intelligence, Blockchain, Computing and Security - Volume 2", CRC Press, 2023 <1 %

22

Pooja Jha, Shalini Mahato, Prasanta K. Jana, Sudhanshu Maurya, Inès Chihi. "Artificial Intelligence based Solutions for Industrial Applications", CRC Press, 2024

Publication

<1 %

Exclude quotes Off

Exclude matches Off

Exclude bibliography On

Rev3_Prediction of Heart Disease Using K-Nearest Neighbor and Particle Swarm Optimization (PSO) Method

GRADEMARK REPORT

FINAL GRADE

GENERAL COMMENTS

/0

PAGE 1

PAGE 2

PAGE 3

PAGE 4

PAGE 5

PAGE 6

PAGE 7
